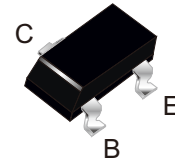


FEATURES

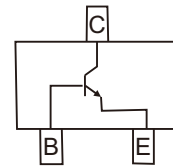
- Epoxy meets UL-94 V-0 flammability rating
- Complementary to MMBTA93
- Power Dissipation of 350mW
- High Stability and High Reliability

SOT-23



MECHANICAL DATA

- Case: SOT-23(TO-236)
- Terminals: Plated solderable per MIL-STD-750, method 2026
- Mounting Position: Any
- Marking: ABX



MAXIMUM RATINGS($T_A=25^{\circ}\text{C}$ Unless otherwise specified)

Parameter	Symbol	Unit	Value
Collector-Emitter Voltage	V_{CEO}	V	200
Collector-Base Voltage	V_{CBO}	V	200
Emitter-Base Voltage	V_{EBO}	V	5
Collector Current, Continuous	I_C	mA	500
Collector Power Dissipation	P_D	mW	350
Operation Junction Temperature	T_J	$^{\circ}\text{C}$	-55 to +150
Storage Temperature	T_{STG}	$^{\circ}\text{C}$	-55 to +150
Thermal resistance From junction to ambient	$R_{\theta JA}$	$^{\circ}\text{C}/\text{W}$	357

MMBTA43

ELECTRICAL CHARACTERISTICS(T_A=25°C Unless otherwise specified)

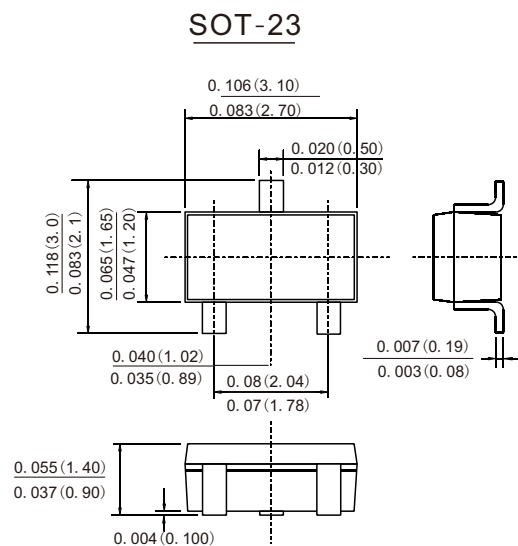
Parameter	Symbol	Unit	Conditions	Min	Max
Collector-Emitter Breakdown Voltage	V _{(BR)CEO}	V	I _C =1mA, I _B =0	200	---
Collector-Base Breakdown Voltage	V _{(BR)CBO}	V	I _C =100μA, I _E =0	200	---
Emitter-Base Breakdown Voltage	V _{(BR)EBO}	V	I _E =10μA, I _C =0	5	---
Collector cut-off Current	I _{CBO}	nA	V _{CB} =100V, I _E =0	---	250
Emitter cut-off Current	I _{EBO}	nA	V _{EB} =5V, I _C =0	---	100
DC Current Gain	h _{FE(1)}		I _C =1mA, V _{CE} =10V	40	---
	h _{FE(2)}		I _C =10mA, V _{CE} =10V	40	---
	h _{FE(3)}		I _C =30mA, V _{CE} =10V	40	---
Collector-Emitter Saturation Voltage	V _{CE(sat)}	V	I _C =20mA, I _B =2mA	---	0.50
Base-Emitter Saturation Voltage	V _{BE(sat)}	V	I _C =20mA, I _B =2mA	---	0.90
Output Capacitance	C _{ob}	pF	V _{CB} =20V, f=1.0MHz, I _E =0	---	4
Current Gain-Bandwidth Product	f _T	MHz	I _C =100mA, V _{CE} =20V f=30MHz	50	---

Pulse test:pulse width≤300us,duty cycle≤2.0%

AVAILABLE PACK INFORMATION

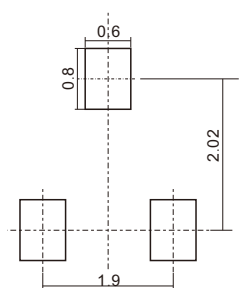
Product code	Pack	Reel Size (mm)	Quantity (Pcs/reel)	Quantity (pcs/box)	Quantity (pcs/carton)
MMBTA43	T/R	Φ180	3K	30K	120K

Outline Dimensions



Dimensions in inches and (millimeters)

Suggested pad layout



Dimensions in millimeters

Friendship Reminder

■ JiNan JingHeng (hereinafter referred to as JH) reserves the right to make changes to this document and its products and specifications at anytime without notice.

■ Customers should obtain and confirm the latest product information and specifications before final design, purchase or use.

■ JH makes no warranty, representation or guarantee regarding the suitability of its products for any particular purpose, nor does JH assume any liability for application assistance or customer product design.

■ JH does not warrant or accept any liability with products which are purchased or used for any unintended or unauthorized application.

■ No license is granted by implication or otherwise under any intellectual property rights of JH.

■ JH is products are not authorized for use as critical components in life support devices or systems without express written approval of JH.